



The Weaver's Bag

Mary Meigs Atwater Weaver's Guild of Utah • September 2022 • Vol. 70, No. 7

September Guild Meeting

What: Making an Egg Basket with Ann McKane and Potluck Lunch

When: Saturday, September 17, 2022, 10:00 a.m. to 2:00 p.m.

Where: Creekside Park, 100 South 600 East, Alpine, Utah (near Catherine Marchant's home)

We are very fortunate to have expert basket maker Ann McKane teaching at our first Guild meeting of the 2022–2023 year. She will teach us how to make a small egg basket approximately six inches wide that is woven with strips of fabric. This basket is truly charming and will be fun for everyone to make.



Ann is willing to prepare the fabrics before our meeting, so it is important that she knows how many people want to make this basket. *She has asked that those wanting to make this basket please email or call her at mckaneann@gmail.com or 206-371-5814. Please respond by September 1. Ann will have a variety of fabrics prepared, and the Guild will pay for the basket supplies.*

If you have a favorite color or fabric that you want to use, please prep it as follows: Cut 1.5-inch wide strips across the grain of your fabric. You will need 12 to 14 pieces. The

strips need to be prepped like bias tape—fold the edges to the center and iron them; then iron the strip in half along the length.



Everyone who wants to make a basket should bring the following:

Spray bottle

Scissors or small garden shears

Old towel

Clothespins or small clamps (magic clips will work very well)

Fabric glue if you have it and don't mind sharing

Needle nose pliers or hemostat

Please bring a dish for the potluck (the Guild will provide utensils and drinks). And don't forget to bring your Show and Tell!

President's Message

Dear Fellow Weavers:

Summer is coming to an end, and I hope everyone was able stay cool through the heat, rest and renew your energy, and work toward accomplishing something in the fall.

I attended an extended family reunion and saw cousins I haven't seen in 25 to 30 years. It was great visiting with them and learning about their lives and their families.

We are excited to be offering a Zoom workshop with Natalie Drummond on deflected double weave and look forward to offering more Guild workshops in the future.

I hope to see you at our first meeting for the new Guild year on September 17. Enjoy weaving!

Beth Myrer, Guild President

Guild Holiday Sale! November 18–19

The annual Guild Holiday Sale will be held on **November 18 and 19** on the main floor of the Unitarian church where the Guild meets (6876 Highland Drive). On Friday, the sale will run from **5:00 to 8:00 p.m.**, and on Saturday from **10:00 to 5:00 p.m.**

Please plan to put your handmade items into the sale. Further information will be sent out soon. Many volunteers are needed for the sale. If you are interested, please contact Catherine Marchant (fibernbeads@gmail.com).



Download from
Dreamstime.com

This watermark image is for previewing purposes only.



57904048



Tonyfolge | Dreamstime.com

It's Time for Guild Dues!

It's that time again! We will be collecting dues for the 2022-2023 year at the September meeting. Dues pay the rent, take care of events, and provide the materials for all the fun new weaving activities we do at our meetings. It is such a good deal for \$30 annually. Please make your check out to MMAWG, or you can pay through PayPal on the Guild website, mmawg.org. Ask me how! *Barbara Allen, Membership Secretary*

Schedule for the MMAWG Southwest Branch

Saturday, October 15, 2022

10:00 am to mid-afternoon. Indigo dying. Location: Doni Pack's house.

Monday, November 14, 2022

5:30 to 7:30 p.m. Diversified plain weave. Location: Nancy Crowley's house

We will meet at Nancy's house to see the loom setup with two beams for diversified plain weave. We will discuss the structure and tips and tricks.

December, Date TBD, Holiday Party

Weaving Demonstration Request, October 8, 2022

The Hibernian Society of Utah (irishinutah.com) is planning a celebration of Irish culture on October 8, 2022. The celebration will center around Samhain (Sow-ween) and Irish traditions in the fall. Their festival will be held at the Gateway from 11 a.m. to 10 p.m. on Saturday, October 8.

The MMAWG has been invited to come and demonstrate weaving as part of the celebration. Conveniently, this event occurs during the Spinning and Weaving Week (October 3-9, 2022).

So save the date! Details are still being worked out. If you are interested in participating, please email Maureen Wilson (maureenmwilson@yahoo.com).

Shuttle-Craft Bulletins: Drapes and Curtains

The Shuttle-Craft Bulletins covered in this article were published in March 1936 and May 1940. These Bulletins are on the Guild website, mmaawg.org, under the Bulletins Tab.

Weaving fabric for curtains and drapes was a popular topic for the Shuttle-Craft Bulletins. This topic appeared in 13 issues from the period of 1926 to 1947. In March 1936, Mary Meigs Atwater wrote that the curtains we make in Spring are light for the sunroom or a summer cottage and prepare the house for days of open windows and soft airs. While in Winter, she wrote, we want to give our house a shut-in and protected feeling from the outside chill with heavy draperies in rich, warm colors.

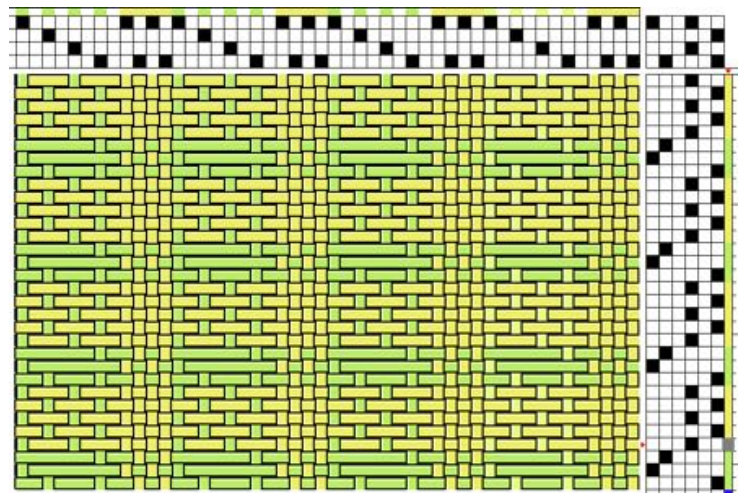
Mary reviewed the question of design and suggested considering the design of the room in which the curtains will be placed. A room with a definite style and color scheme should set the tone for the drapery style. But most rooms contain many diverse elements, and drapes could be used draw those together.

Weave structures suggested for heavier drapes include the three-harness weave or Krokbragd – a weave that is known for its use of color. Mary recommended that it be done in coarse materials and “woven without any inhibitions whatever.” She suggested a background of natural linen and a collection of a dozen brilliant colors at hand, including black, and said that the weaver should “go to it.” She recommended weaving a sample piece before embarking on a large project, as anything can happen with this weave.

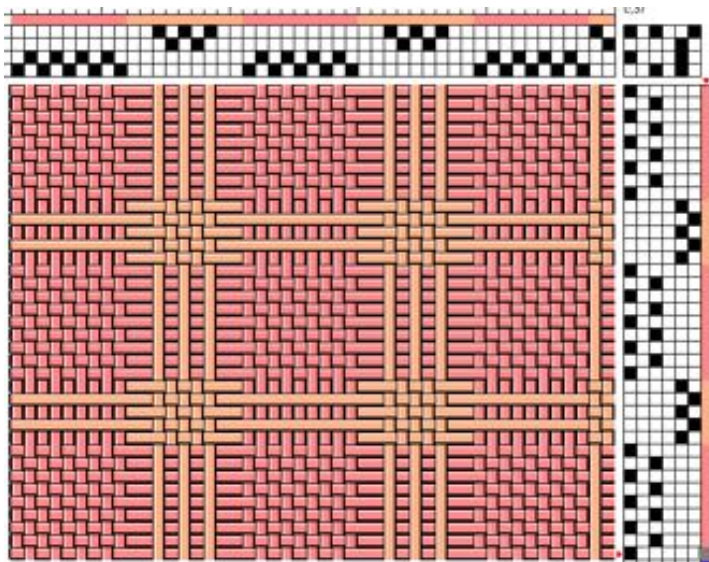
Mary included six structures for curtains in the 1936 issue, with a focus on patterns of a “texture type,” as she put it. She wrote of a sample sent to her from a Guild member in France woven in a plain natural cotton, unevenly spun and with a “wooly” surface. Another material she received was a wiry linen with nubs in natural and red. She recommended the eight-shaft draft (b) with an open weave for this. The remaining drafts include a “Shepherd’s Check” type, a point twill, and others.

Mary gave ten *Recipe Book* references for a texture-based weave, stating that the warp should be spaced more openly than those used for suiting or upholstery material. She mentioned the use of coarse linens and novelty yarns in these.

In May 1940, Mary repeated the emphasis on texture weaving for drapery fabric, stating that “it takes more skill at the loom to weave a good ‘texture’ fabric than to weave an acceptable piece in pattern-work. An even beat is essential, and for lightly woven fabrics a light beat is required.” Three drafts were included for a texture weave. The first one (a) is a pattern from Sweden that Mary wove up in a fine Egyptian cotton and that she called a cotton frill yarn. She wrote that this weave makes a soft, drapable fabric, open enough to let in the light but still dense enough to provide privacy. I drafted it up to see what it might look like. I could not illustrate a textured yarn, but I think that you can



May 1940, Draft a

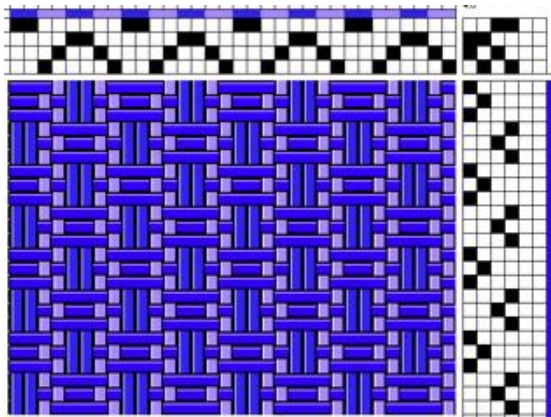


see that the lime green color with its long floats would give some textural interest.

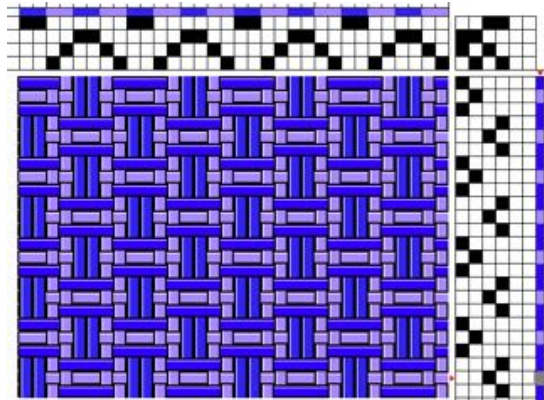
The second draft (b) is described by Mary as having a spider-web effect. I drew that one up as well. This fabric would be very interesting with a novelty yarn and could be woven very open to allow the light to shine through. The third draft (c) is for a heavier fabric, and Mary described several different approaches, using several colors, close or open setts, and different sized yarns. It sounds like a very versatile draft. Mary went on to write that it could be used for blankets, if done in wool, or scarves if done in a fine yarn. She called it a simple little weave with possibilities for the texture weaver.

May 1940, Draft B

Here are two options for draft c, one with a single color in the weft and the other with the color options in the warp. The two-color weft gives an interesting color and weave effect. The floats in a novelty or textured yarn would be appealing, I think. *Maureen Wilson*



1May 1940 Draft C, single color weft



The Shuttle-Craft Bulletin Study Group



The 2022-2023 Guild year meeting schedule for the Shuttle-Craft Bulletin study group is presented below. The next meeting will be in October, with the date to be announced. The topic of discussion will be weaving drapery, from the August 1929 and April 1931 bulletins.

The Shuttle-Craft Bulletin study group meets to discuss Mary Atwater's work from the Shuttle-Craft Bulletins. This is an informal group – if you have not participated, try a meeting. The meetings often begin with a reading from Mary Meigs Atwater's biography.

<i>Topic</i>	<i>Bulletins</i>	<i>Meeting Date</i>
Drapery	August 1929 April 1931	Oct 2022
Scandinavian Weaving Swedish Rugs	September 1929 November 1934	Dec 2022
Weaving for Pleasure Weaving for Profit	November 1929 January 1930	Feb 2023
Color and Color Combinations	December 1929	Apr 2023
Coverlets	February 1930 January 1931	Jun 2023
Pile and Velvet Weaving	March 1930 April 1930	Aug 2023

**Mary Meigs Atwater Weaver's
Guild of Utah**

September 2022 • Vol. 70 No 7

Newsletter editor: Susan Hainsworth, susanhainsworth@gmail.com. The newsletter is published 10 times a year.

To join the Guild send \$30.00 (\$35.00 to receive the newsletter by mail) to Ping Chang, 7 Courtside Lane, Sandy, UT 84092

To join the Guild e-mail list, contact Susan Hainsworth, susanhainsworth@gmail.com

Guild website: mmawg.org

2021–2022 MMAWG Board

President: Beth Myrer, 801-602-8612, betsyboo100@hotmail.com

Vice President: Catherine Marchant, 801-216-4722, fibernbeads@gmail.com

Membership Secretary: Barbara Allen, 801-618-7397, barbaraallenster@gmail.com

Recording Secretary: Margaret Hopkin, 801-624-8060, gmasfgel@msn.com

Treasurer: Sam Kievit, 801-661-1376, treasurer@mmawg.org

Librarian: Susan Hainsworth, 801-860-6483, susanhainsworth@gmail.com

Equipment Coordinator: Susan Hainsworth, 801-860-6483, susanhainsworth@gmail.com

Grants Officer: Mimi Rodes, 801-619-6888, grants@mmawg.org

Newsletter: Susan Hainsworth, 801-860-6483, susanhainsworth@gmail.com; Maureen Wilson, 801-485-5241, maureenmwilson@yahoo.com;

Webmaster: Nancy Crowley, 1-505-480-8079, ludmillalily@outlook.com

IWC Representative: Nancy Crowley, 1-505-480-8079, ludmillalily@outlook.com

Guild Challenge Coordinator: Judie Eatough, 801-375-5535, judie@eatough.net

Guild Calendar 2022–2023

September 10, 29–30, October 1

Deflected Doubleweave and Color Workshop,
by Natalie Drummond

October 14

Guild Challenge: Profiles to Cloth
ala Mary Atwater
by Judie Eatough, Catherine Marchant, Sam
Kievit

November 10

Weaving Tips and Tricks
by All Guild Members

November 18–19

Guild Holiday Sale

December 8

Guild Holiday Potluck and Gift Exchange

January 12

Kris Bruland: Handweaving.net
(Zoom meeting)

February 9

Ellen Hess: Weaving Lace
(Zoom meeting)

March 9

Samples by Mary Atwater and Flossie
Goodwin; Mary Atwater's Birthday Party
by ReNee Page and Susan Hainsworth

April 13

Finishing Weaving
by Mimi Rodes, Deanna Baugh, Jeanette
Tregeagle

May 11

Challenge Exchange: Finished Weaving
and Drafts