



The Weaver's Bag


Mary Meigs Atwater Weaver's Guild of Utah • March 2018 • Vol. 64 No. 3

March Guild Meeting

What: Private Tour of Textile Collections, Utah Museum of Natural History

When: Wednesday, March 14, 5:50 p.m. (the tour begins at 6:00 p.m.)

Where: Utah Museum of Natural History, 301 Wakara Way, Salt Lake City



For our March Guild meeting, we will take a field trip to the Utah Museum of Natural History. There we will be led on a private tour of the museum's textile collections by Kathy Kankainen.

This is a very special opportunity. The museum has a remarkable collection of Native American textiles, as well as other important textiles.

Kathy Kankainen is a weaver and was a member of our Guild for many years. She was Guild president the year I joined the Guild, and I have always admired her very much. Kathy wrote the book shown here, which is a catalog of the hundreds of Anasazi sandals held by the museum. Kathy gave our Guild a special tour of these sandals many years ago – a most memorable experience!

On March 15, please meet us in the museum lobby about 5:50 p.m. so we will be ready for the tour to begin at 6:00 p.m.

Please note that the meeting is taking place on **WEDNESDAY, March 14th, at 6:00 p.m.**, which is earlier than usual. We don't want you to miss this meeting!

Utah Museum of Natural History
[301 Wakara Way](#)
[Salt Lake City, Utah 84108](#)

President's Message

The Guild board has been very busy since we met on January 10, and we have some exciting new plans to share with you. I hope you will put these events on your calendar and in your mind and heart. I also want to mention the members of our Guild, who like many others, are willing to share their time and effort so that we can enjoy these events.

Woven Shibori Workshop with Barbara Cabrol – October 11, 12, 13, 2018: We are so happy to announce that this October we will have a three-day workshop with Barbara Cabrol, who is a former member of our Guild. Barbara will teach us how to weave supplemental weft or warp threads into a fabric so that they can be gathered and secured, then the fabric dyed, then the threads removed – leaving a beautiful shibori fabric! **Jo Stolhand** will be coordinating this workshop.

Guild Sale – November 16 and 17, 2018: This is a really big deal and a wonderful opportunity! For the first time in many years, our Guild is having a sale of handmade fiber items. The sale will be held at the Unitarian Church where we meet, in the sanctuary, on Friday evening and all day Saturday. Please plan now to start creating a few extra handmade fiber items that you can place in the sale. **Catherine Marchant** will be coordinating the Guild's efforts with the sale.

Guild Show – March 7 through April 24, 2019: The Utah Cultural Celebration Center: Once again, the fiber arts show organized by our Guild will be hung at the center. The staff and the facilities at the center are exceptional, and we are deeply grateful for the opportunity to have our show hung at the center again. I credit all of you and the beautiful work you do for the show. Please start planning now to enter your work in the show. **Jeanette Tregeagle** will be coordinating the Guild's efforts with the show.

Double Weave Workshop with Jennifer Moore – April 11, 12, 13, 2019: This workshop will be held at the UCCC during the time the Guild show is hanging. Four of our Guild members took a double weave workshop with Jennifer Moore at Durango last summer. All of us were so impressed that we wanted to share her teaching with the Guild. Jennifer teaches double weave as a way to create beautiful patterns. *Susan Hainsworth*

Save These Dates!

The following programs have already been announced – and we hope that you won't miss one of them!

April 12: The Guild Lace Challenge revealed! Challenge participants will share their lace weaves and discuss their experiences in weaving their lace. Mimi Rodes and Sandra Sandberg will also share a slide show of their visit to the Maximo Laura Tapestry Museum in Cuzco, Peru, and his studio in Lima.

May 2-4: Krokbragd workshop with Tom Knisley! The workshop is currently full, but be sure to let Mimi know if you want to be on the waiting list.

May 4-5: Bi-Annual Fiber Festival. Tom Knisley will be our keynote speaker for both Friday night and Saturday morning, giving presentations on his antique collection of American textiles and on recycled antique Japanese textiles. The information and registration form are on the website.

June 16: Basket weaving with Connie Denton. This will be a Saturday workshop and potluck lunch – 9:00 a.m. to 3:00 or 4:00 p.m. *Mimi Rodes*

Fiber Festival, with Tom Knisely

Date: May 4-5, 2018 (Friday and Saturday)

Where: Utah Cultural Celebration Center
1355 West 3100 South
West Valley City, UT 84119

Time: Friday evening and all day Saturday

Tom Knisley will be our keynote speaker for both Friday night and Saturday morning. During this time, he will give two presentations – one on his antique collection of American textiles and another on recycled antique Japanese textiles. There will be a variety of mini-workshops offered Saturday afternoon!



Complete information and the registration form has already been sent out and can be found on the Guild website. Please make sure that you register.

Tom Knisely

Tom Knisely has made his career from his interest and love of textiles from around the world. Tom has been studying, collecting, and teaching others about weaving and spinning for more than four decades, making him one of the most well-versed weaving instructors in North America. In addition to teaching, Tom weaves professionally and is a frequent contributor to *Handwoven* magazine. Voted *Handwoven's* Teacher of the Year, Tom is renowned among his students for his kindness, good humor, and “seemingly infinite knowledge on the subject of weaving.”

His broad knowledge of textiles and textile equipment has brought him international recognition, and he is frequently asked to teach and lecture to groups all over.

Tom is the author of three books – *Weaving Rag Rugs*, *Weaving Baby Blankets*, and *Table Toppers* and a number of DVDs and individual projects available through Interweave (Beginning Weaving, Weave a Good Rug, The Loom Owner's Companion, etc.).

Note: The Krogbragd workshop with Tom Knisely on May 2-4 is currently full, but if you are interested in being on the waiting list, please contact Mimi Rodes.

Guild Challenge: Lace Weaving

One more month until the April 12 Guild meeting, where we will get to see all the lace creations Guild members have been working on. It's not too late to participate! Here is what you need to do:

1. Weave an item of your choice using any lace structure.
2. Weave a little extra for a sample for the Guild.
3. Bring copies of the draft you used for Guild members to take home if they would like (about 25 copies). If you would like help with making these copies, please send your draft to Michelle and she will bring copies to the meeting.
4. Bring these things to the April Guild meeting and enjoy showing off your work and seeing what others have created. Be prepared to tell a little about your experience with making your lace.

If you have questions, email Michelle Pahl at michelle.pahl@gmail.com.

Happy (Lace) Weaving! *Michelle Pahl*



February Meeting—Sewing Clothing from Handwovens

The February Guild meeting was held on [February 8, 2018](#). We had a very inspiring show and tell, including some items brought because of the meeting's focus on sewing with handwoven fabrics.

Catherine Marchant: rag rugs made from duvet covers that might be used for our Guild sale

Finn Lanvers (Juliette's son): a scarf woven using the Saori method

Juliette Lanvers: She has just begun a business as a production weaver. She showed two=shaft shadow weave scarves. She uses a narrow zigzag for hems.

ReNee Page: a cotton-linen skirt with a honeysuckle overshot border and a linen jacket, both sewn from handwoven fabrics

Jennifer George: a lace shawl woven for her grandmother

Judie Eatough: towels with a heart pattern that she designed. She will send the wiff files with the draft to anyone who asks.

Mimi Rodes: shibori-dyed scarves and a Oaxaca-style rug made from chenille received from Bhakti Banning

Sara Lee Neill: a vest made from handwoven tea towels and a vest based on a workshop by Margaret Roach Wheeler

Charlene Lind: vests she has made from handwoven fabrics over the years: pique, shadow weave, embroidered bargello front and handwoven back, fabric from a Kathryn Weber workshop

Karen Elrod: a vest woven in the Saori method – a placemat vest, which is like two placemats put together

Julie Schwartz: a vest made from a space-dyed warp

Eileen Barry: scarf

Leslie Sieburth: challenged herself to use stash yarns, which she overdyed and made a scarf

Michelle Pahl: brought a Mary Poppins-style bottomless bag – she kept pulling out scarves she had woven by trying out different weaves. She has learned direct warping on a rigid heddle loom and brought so many scarves that you couldn't count them!



Guild Business

Membership: Guild secretary Catherine Marchant had copies of the 2018–2019 Guild list available for members. If you would like an electronic copy of the Guild list, please contact Catherine.


Guild Sale: Catherine Marchant has made plans for a Guild sale later this year. The sale will be the weekend before Thanksgiving on Friday evening and Saturday at the Unitarian church where we meet. More information to come.

Lace Challenge: Michelle Pahl reminded us that the results of the lace challenge will be shown the April Guild meeting.

Library: Sonya Campana announced that the Guild has a library budget, and she would like Guild members to let her know of any titles of books or DVDs they would like her to order.

Fiber Festival: Karen Elrod announced that the registration materials for the 2018 Spring Fiber Festival will be available soon. Tom Knisely will be speaking at the festival, which makes the festival very special.

Tom Knisely Workshop: Mimi Rodes announced that the three-day workshop is filled, but if anyone wants to be on the waiting list, there is a good chance they would get in.



Those of us who heard Ann Edington Adam's presentation "Tips and Tricks for Sewing Clothing from Handwovens" were richly rewarded for our efforts. Ann taught us to make clothing that we can actually wear and showed inspiring examples of the clothing she has created from her handwoven cloth.

Also, she encouraged us to enter our clothing into fiber shows – which she has done and been accepted in two Convergence fashion shows.

She brought many examples of the clothing she has made, and we were all able to examine it closely and drool over each piece.

Ann also gave us important tips to improve our sewing with handwovens. I was very impressed by the way she handles her seam finishes. She uses a narrow zigzag and stitches the seam allowance directly onto the body of the garment itself. This creates a clean look and feel, and handwoven fabrics can hide such stitching.

Thanks so much to Ann for taking the time to share with all of us and inspire us in our own efforts!
Susan Hainsworth (for Maureen Wilson, who was very sad she couldn't attend)

Guild Sale News

The big news is that the Board has voted to hold a Guild Holiday Sale! By a show of hands at the February meeting, many Guild members are enthusiastic to participate. We have reserved the church, so mark your calendars for **November 16th and 17th**. We will be setting up on Friday afternoon, and having a preview reception Friday evening and the sale will be all day, Saturday.

This is what we need from you.

- First, as you set up your looms, put on extra warp to weave items for the sale. Some of us weave a lot and will have many items, some weave few items a year. No matter, if everyone has just a couple of items for the sale, we will have plenty.
- Second, think about how you can help with the sale. We will need people to work on publicity, set up, reception and sales. The first task will be to design a postcard. We will need the postcards to be printed by the September meeting so we can hand them out to members. If this is something that you can do by the end of the summer, please step up by contacting me at 801-216-4722, fibernbeads@gmail.com.

There will be more news as the sale gets closer, so stay tuned! **Catherine Marchant**

Shuttle-Craft Bulletin: Contributor's Number

In 1931, Mary wrote that the February issue is the annual Contributor's Number, which includes suggestions and bits of experience from Guild members. She received tips from weavers from California to New York, and some are summarized below:

Captain W. J. Rix, of Monrovia CA, sent in a recipe for a coverlet based on Draft 108 from Mary's *Book on American Handweaving*. Captain Rix not give the name of the draft, but if it is the same 108 as in the printing I'm working with (Sunrise and Dog Tracks from an Old Coverlet), his threading is a rearrangement of the draft in the book. Capt. Rix was also known to weave coverlets in bright colors in unusual combinations, which he reported added to the salability of the work. It seems that weavers have always been interested in pushing or changing a pattern or color tradition.

Roger Millen, of New Jersey, wove a wall hanging in a modernistic crackle weave. I don't think of weavers of the 1930s weaving wall hangings, and it is good to know that they did. His tip was on overdyeing a piece if you are not satisfied with the color combination. His comment is amusing: "I enjoy this business of dyeing finished work. It acts like a round of good stiff cocktails at a party. Everybody becomes outright congenial when they might have wasted a precious evening being merely polite." Overdyeing a finished piece can be tricky, and Mary advised us to try a sample first – otherwise your merely polite colors may end up quarrelling violently with each other.

There is a Craftsy article on overdyeing your handwovens at craftsy.com/weaving/article/dyed-woven-fabric/ and the photo below is from that article:




Blue cloth overdyeed with a pale scarlet

Other weavers wrote about pieces that they have woven and considered a success, weaving books from Sweden, and good quality yarns available at a good price. Some weavers sent in woven articles, such as Belle Whitice of Los Angeles, who sent in wool scarves from Austria, done in fine soft yarns, warp faced, loosely woven. Mary described the wool yarns used and the elaborate patterns probably woven on a draw loom.

These contributions remind me of our Show and Tell at Guild meetings and how the exchange of ideas and experiences all promote our abilities and our weaving craft. *Maureen Wilson*

The Shuttle-Craft Bulletin Study Group



The next meeting of the Shuttle-Craft Study group is scheduled for **April 19, 2018**. The meeting location will be Maureen Wilson's house and the topic of discussion will be rugs, from the March 1926 and November 1939 issues. If you are interested in joining the discussion, let Maureen Wilson (maureenmwilson@yahoo.com) know.

The Shuttle-Craft Bulletin study group meets to discuss Mary Atwater's work as described in the Shuttle-Craft Bulletins. This is a very informal group – if you have not participated, try a meeting and see if you want to join. The meetings may start with a reading from Mary Meigs Atwater's biography.

The topics, Bulletins, and tentative schedule for the Guild year are listed below:

<i>Topic</i>	<i>Bulletins</i>	<i>Meeting Dates</i>
Rugs	Mar 1926, Nov 1939	April 19, 2018
Curtains	April 1926, Mar 1937	June 2018
Clothing/Coat Fabric	June 1926, Aug 1927	August 2018



Rag rug by Ability Weavers from their Etsy site. Ability Weavers is a unique and fun work environment that includes adults with special needs. Employees with and without disabilities work together to create beautiful and functional home decor and gift items.

**Mary Meigs Atwater
Weaver's Guild of Utah**

February 2018 • Vol. 64 No. 3

Newsletter editors:

Susan Hainsworth, susanhainsworth@gmail.com; Maureen Wilson, maureenmwilson@yahoo.com

The newsletter is published 10 times a year.

To join the Guild send \$30.00 (\$35.00 to receive the newsletter by mail) to Catherine Marchant, 554 Lakeview Dr., Alpine, UT 84004

To join the Guild e-mail list:

MMAWG-subscribe@yahoogroups.com

Guild website: www.mmawg.org

Guild meetings are generally held the 2nd Thursday of the month at the Unitarian Church 6876 South Highland Drive (2000 East)

2017–2018 MMAWG Board

President: Susan Hainsworth, 801-860-6483, susanhainsworth@gmail.com

Vice Presidents: Mimi Rodes, 801-619-6888, mimirodes@comcast.net; Juliette Lanvers, 801-860-5481, juliettelanvers@icloud.com

Secretaries: Catherine Marchant, 801-216-4722, fibernbeads@gmail.com; Maureen Wilson, 801-485-5241, maureenmwilson@yahoo.com

Treasurer: Sara Lee Neill, 801-829-3703, sneill@xmission.com

Hospitality: Ping Chang, 801-545-0512, wanping801@gmail.com; Alicia Suazo, 801-414-5151, falconssss@aol.com

Librarian and Equipment Contact:

Sonya Campana, 801-733-5888, sonyaccampana@gmail.com

Grants Officer: Jeanette Tregagle, knitweave@yahoo.com, 801-568-9645; Karen Elrod, 385-414-0310, karen.elrod99@gmail.com

Newsletter: Susan Hainsworth, 801-292-1169, susanhainsworth@gmail.com; Maureen Wilson, 801-485-5241, maureenmwilson@yahoo.com

Website: Judie Eatough, 801-375-5535, judie@eatough.net

HGA representative: Julie Schwartz, 435-654-0746, jdschwartz@aol.com

IWC representative: Nancy Crowley

Guild Calendar 2017–2018

March 14, 2018

Field Trip, Natural History Museum

April 12, 2018

Guild Challenge Results— Lace!

May 2–4, 2018

Krogbragd Workshop
with Tom Knisely

May 4–5, 2018

Fiber Festival

June 16, 2018

Basket Weaving, by Connie Denton

October 11–13, 2018

Woven Shibori Workshop
by Barbara Cabrol

November 16–17, 2018

Guild Sale
Utah Cultural Celebration Center