

Shuttlecraft Bulletin #6, March 1925

In this Bulletin, Mary responded to a question on weaving magazines, stating that the only one she was aware of was the Modern Priscilla. This magazine began at Lynn, Massachusetts in 1897, and was devoted to fancy work, dress patterns, china painting, and needlework in general. The last issue was July 1930. Mary Meigs Atwater had weaving articles published in Modern Priscilla.

There are a few Modern Priscilla articles on the handweaving net online site, see: handweaving.net/Home.aspx -and search Modern Priscilla.

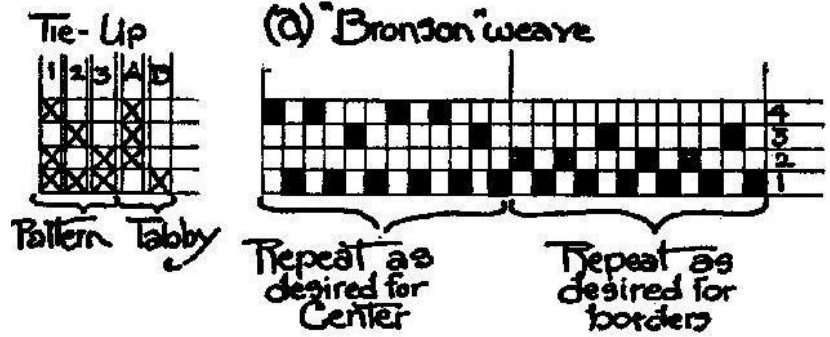
The main topic of this Bulletin was baby blankets, weaving them, that is. Mary evaluated weave structures for attractiveness and profitability; that is time taken to produce a blanket. Any fancy embroidery work or competition with mass produced blankets was seen as not worth it.

One of Mary's yarn recommendations was #10 mercerized cotton (presumably a 10/2) warp in bleached white, set at 22 or 24 ends per inch (epi) and woven in plain tabby weave with borders in colors. "And that's that." She wrote.

Other yarns were Iceland or Weaving Special from the Bernat list. The sett for these are 18 or 20 epi and they were woven in a balanced plain weave.

She recommended a blanket size of 40-42" square or 36" wide by 50" long. She favored colored borders and a white center. She offered no suggestions on finishing edges.

Recommended weaving structures were gooseye, Ms and Os (from last month's bulletin) and an additional three given here.

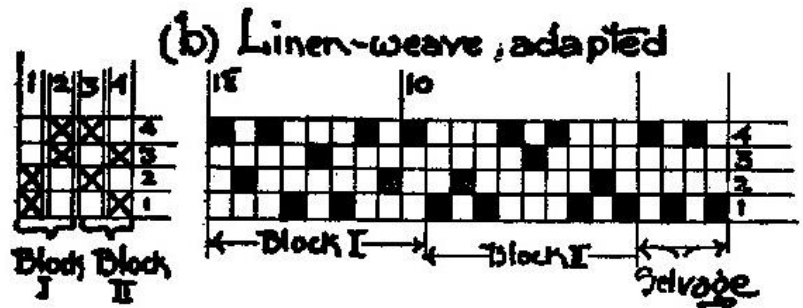


1. This structure is an arrangement of the Bronson Weave, with the border in pink or blue and the center in white:

Mary found the Bronson weave in an 1817 text by J. and R. Bronson. This text is available through the internet archive at this link:

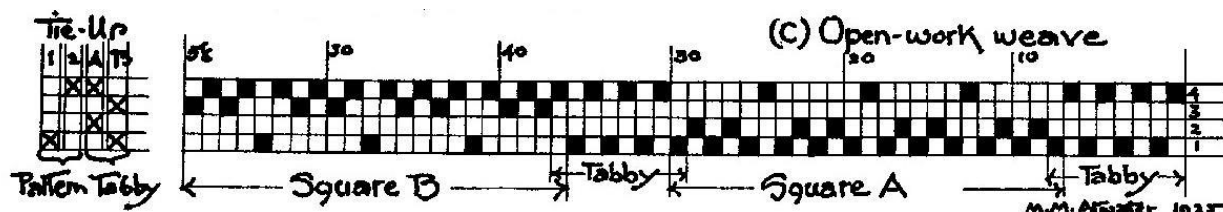
<http://archive.org/details/domesticmanufact009135mbp> and in a Dover paperback, Mary stated in an undated article that the weave is of English origin and is a known as a spot weave. It became known as the Bronson weave since she started calling it that.

2. The next draft is a modification of the linen threading from the Shuttlecraft course. She recommends that if borders are in color in the warp, the top and bottom borders should be woven in color as well.



The threading repeat is 18 threads rather than the 13 as reported in the bulletin.

- The third pattern is what Mary called a very odd and amusing weave. It is a lace pattern that Mary considers an experiment to use it for a baby blanket. She called the effect interesting and attractive.



Squares A and B are open work on a background of plain weave.

The tie up for all of these are for a sinking shed and Mary instructed that they be transposed for a rising shed or, weave as shown, as the structures are almost the same on both sides of the fabric.

She ended the article with instructions on weaving these blankets in 3 strips if using a narrow loom, with one strip full width for the center and two narrow strips for the borders. She recommended attaching the strips with a "fancy" stitch in color.